



## INTRODUCTION

---

The Undergraduate Alumni Survey examines graduation outcomes of recent Marquette University undergraduate alumni. The survey asks respondents about their current education, pursuit of additional education, current employment status, their reflection on institutional learning outcomes, and overall satisfaction with Marquette. The data are used to inform prospective students about Marquette, improve Marquette undergraduate experience, and aid in assessment and accreditation efforts.

Most recently, the survey was administered from June 15, 2015 through August 21, 2015. Target populations of undergraduate alumni who graduated one year ago (2013-2014 graduating class) and five years ago (2009-2010 graduating class). Invitees were emailed a link to an online questionnaire.

---

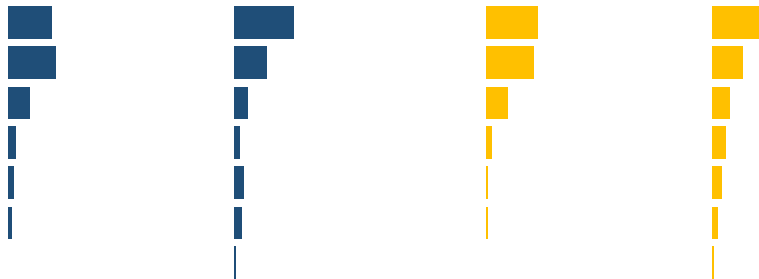
---



### Geographical Region

Alumni were asked to indicate their current location. As a comparison, alumni location at the time of application to Marquette is also shown.

One year after graduation, it appears that more graduates are choosing to remain in Wisconsin; however, this probably reflects students who continue in their graduate/professional studies at Marquette. At five years, the percentage of respondents in Wisconsin as alumni is about the same as the percentage of respondents originally from Wisconsin. There is also a shift in the five year distribution from the Midwest, including Illinois, to the south, west, northeast, and locations outside the U.S.



### Full-time Employment

Respondents were asked to indicate the relationship of their current position to their undergraduate major and their career goals. The College of Professional Studies is excluded from the table due to a small number of respondents.

Overall, 83% of alumni one year out and 76% of alumni five years out with full-time employment reported that they considered their job to be related to their major.

Overall, 89% of alumni one year out and 92% of alumni five years out with full-time employment reported that they consider their job to be related to their career goals and/or an entry level path that will allow them to achieve their career goals.

College	One year (n =394)	Five years (n = 462)
Arts and Sciences	55%	59%
Business Administration	89%	87%
Communication	75%	63%
Education	95%	70%
Engineering	94%	92%
Health Sciences	97%	88%
Nursing	100%	93%
Overall	83%	76%

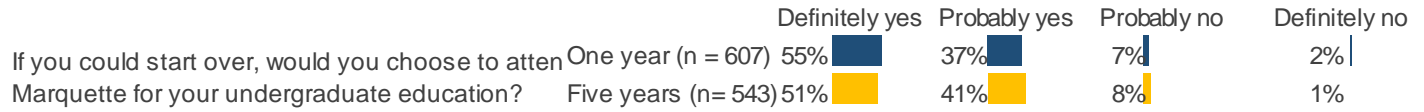
College	One year (n =394)	Five years (n = 462)
Arts and Sciences	80%	87%
Business Administration	93%	95%
Communication	85%	90%
Education	100%	90%
Engineering	90%	98%
Health Sciences	91%	96%
Nursing	100%	100%
Overall	89%	92%

Alumni employed full

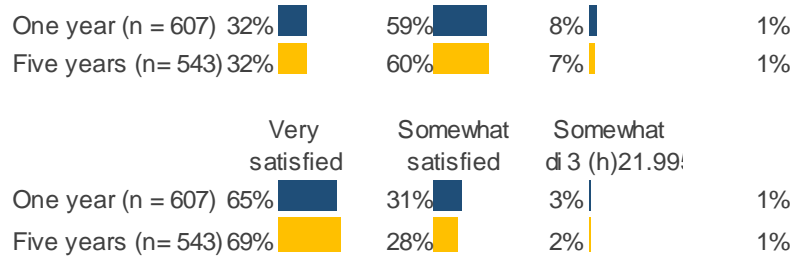


Satisfaction

Alumni indicated their satisfaction with Marquette through their responses to three different questions.

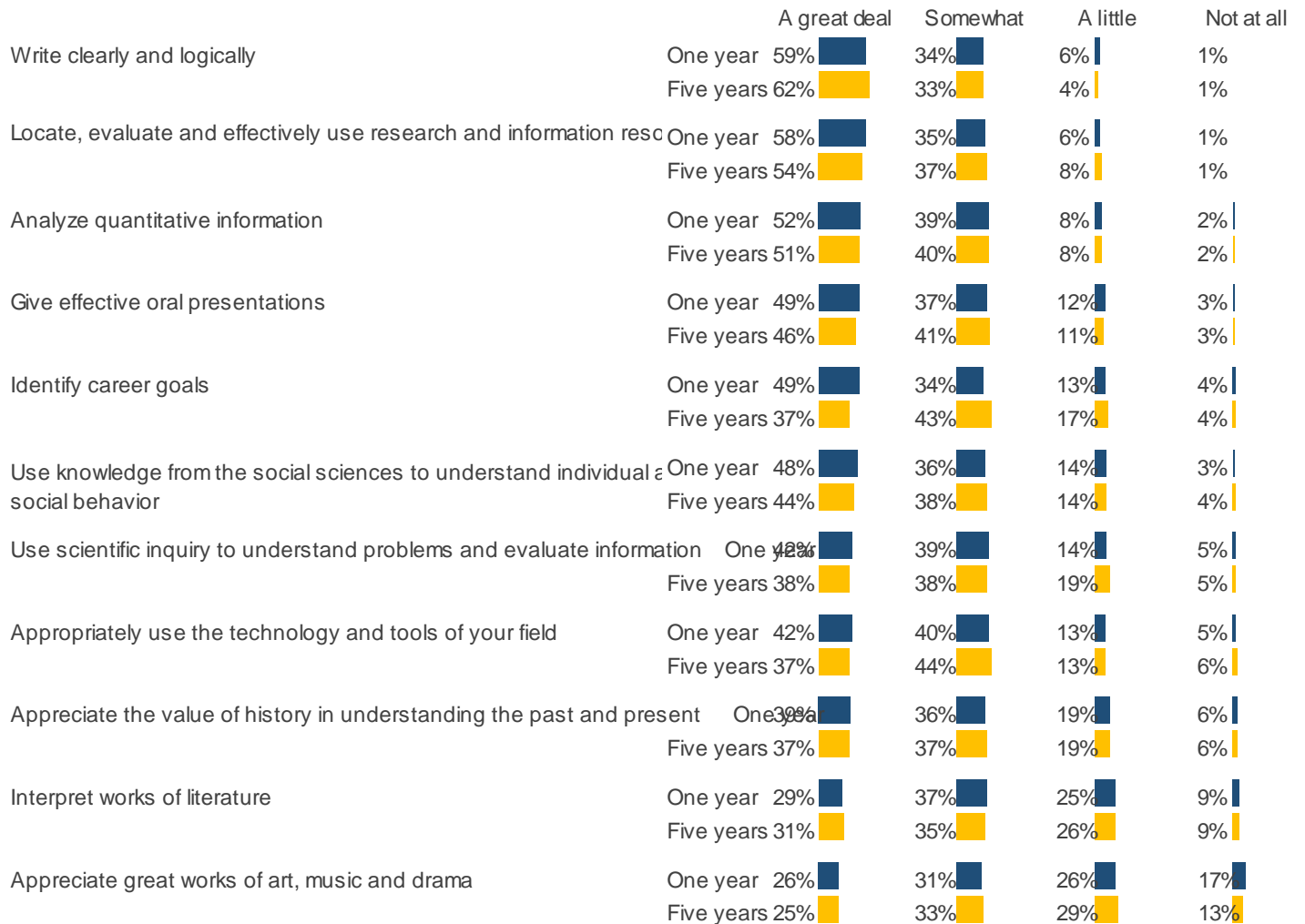


Alumni who indicated they would probably or definitely not attend again were asked to explain why they would not choose Marquette again. Out of the 95 alumni who indicated a reason, 69% of alumni one year after graduation and 73% of alumni five years after graduation indicated cost as part of their reasoning.



Development of Abilities

Alumni were asked to indicate how much their Marquette undergraduate education contributed to their abilities in various domains.





Alumni were asked how much they have grown in their abilities in several areas compared to when they entered Marquette as undergraduates.

